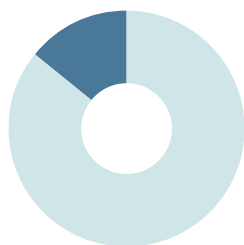


Segmental Information

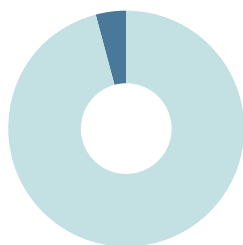
By Activity

2007	Revenue		Profit/(loss) before tax		Profit/(loss) attributable to shareholders		Total assets	
	US\$m	%	US\$m	%	US\$m	%	US\$m	%
Astra	7,656.8	86	1,111.6	97	330.3	97	7,173.6	95
Motor	1,238.8	14	50.5	4	39.9	12	390.2	5
Others	–	–	(20.1)	(1)	(30.1)	(9)	1.1	–
	8,895.6	100	1,142.0	100	340.1	100	7,564.9	100
Unallocated assets	–	–	–	–	–	–	871.4	–
	8,895.6		1,142.0		340.1		8,436.3	



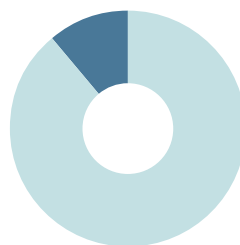
Revenue

86% Astra
14% Motor
0% Others



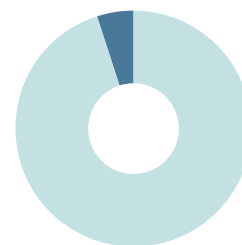
Profit/(loss) before tax

97% Astra
4% Motor
(1%) Others



Profit/(loss) attributable to shareholders

97% Astra
12% Motor
(9%) Others

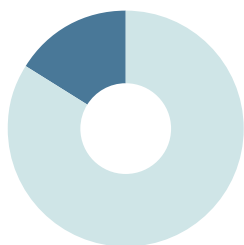


Total assets

95% Astra
5% Motor
0% Others

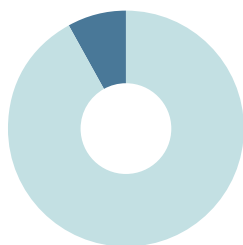
By Activity

	Revenue		Profit/(loss) before tax		Profit/(loss) attributable to shareholders		Total assets	
	US\$m	%	US\$m	%	US\$m	%	US\$m	%
Astra	6,067.4	84	669.7	94	210.5	94	7,115.5	94
Motor	1,118.9	16	53.9	8	38.2	17	409.7	6
Others	–	–	(14.2)	(2)	(24.9)	(11)	21.0	–
	7,186.3	100	709.4	100	223.8	100	7,546.2	100
Unallocated assets	–	–	–	–	–	–	678.4	–
	7,186.3		709.4		223.8		8,224.6	



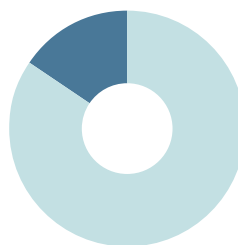
Revenue

84% Astra
16% Motor
0% Others



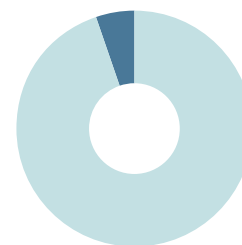
Profit/(loss) before tax

94% Astra
8% Motor
(2%) Others



Profit/(loss) attributable to shareholders

94% Astra
17% Motor
(11%) Others



Total assets

94% Astra
6% Motor
0% Others